



SAFE INTERIOR PRODUCTS FOR HEALING ENVIRONMENTS

Interior products and utensils for challenging environments, focus on both safety and design

*“Saving lives by design of
healing environments”*

– Healsafe Interior



CONTENT

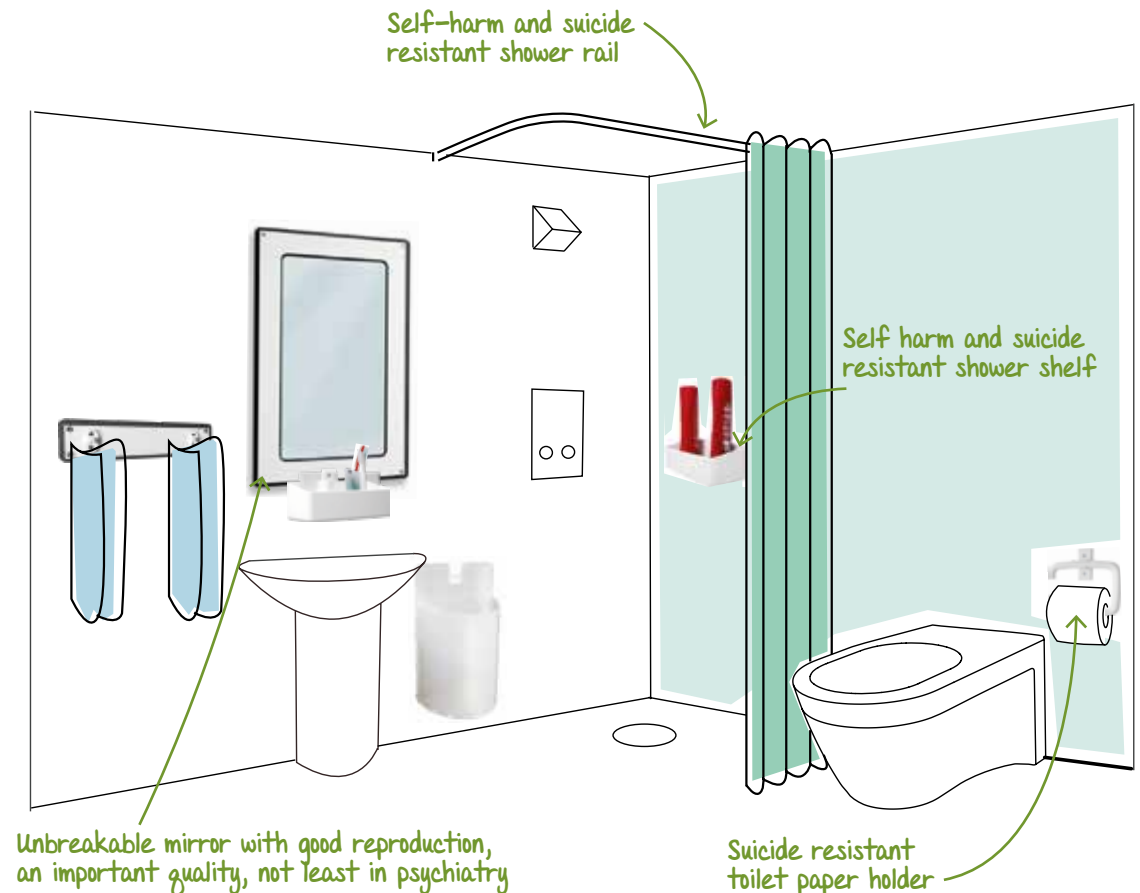
HEALSAFE INTERIÖR	4
J-TRAC CURTAIN RAIL SYSTEM	6
<i>Ceiling mounted, Wall mounted, Shower rail</i>	
CURTAINS	10
<i>Air, Acoustic, Dimout, Shower curtain</i>	
HOOKS & BOARD WITH HOOKS	12
J-TRAC HANGER SYSTEM	15
BATHROOM PRODUCTS	18
<i>Bathroom - & shower shelf, Toilet paper holder etc</i>	
PERSONAL CARE	22
<i>Toothbrushes, Toothpaste, Deodorant, Razor ets</i>	
TABLEWARE	24
<i>Plates, Cutlery, Glasses & Water pitcher</i>	
INTERIOR PRODUCTS	26
<i>Clocks, Whiteboard, Mirrors, Sound absorbent, Wall art etc</i>	
PRODUCT DESIGN COLLABORATION	34
DISCLAIMER & REFERENCES	35

HealSafe Interiör

Since 2010, we have emerged as specialists in interior design for challenging environments. Our first product was developed in close collaboration with a forensic psychiatric hospital in Sweden and since then the demand for solving the needs of users and staff has increased year by year. Today we can offer a completely unique and wide range of safe, robust, self-harm resistant and suicide preventive interior products.

Our products are used in challenging environments, such as psychiatric hospitals for children and adults, forensic psychiatric hospitals, youth homes, jails, prisons and in other public environments where safety requirements and harm prevention is crucial for both patients / clients and staff.

Our philosophy is based on a belief in Design as a means to create healing environments. Following our philosophy, we do not see any contradiction between safety and an attractive and well functional interior, which otherwise is commonly regarded as a dichotomy. We apply a user-oriented design process in our product development which we see as key to create products that meet real needs. The products we develop are solutions to problems identified by our customers who work clinically. This has created an opportunity for a dialogue-based development built on authentic cases and needs. Our products have thus become unique because they solve problems where solutions have not previously existed. Our products are patented or design protected to ensure quality and origin.





Safety (such as ligature resistance) per se does not create healing environments. Healing environments must be created through design that is based on the individual's and the facility's actual needs, evidence-based design and a caring approach. It is important to bear in mind that interior products can never replace the staff's expertise for screening patients / clients for harmful behaviour. However, a well thought-out interior design can support staff to carry out their work and contribute to a safer working environment.

Evidence-based design¹⁻³ for healing environment advocates the importance of autonomy. Examples of this are movable furniture, the possibility to regulate light, air and temperature, as well as being able to view nature. Moreover, the ability to choose personal spatial zones, and positive distractions such as art representing nature are known factors for reduced stress levels. Also, comfort, e.g. a comfortable bed is important for healing and reduced stress levels which can contribute to decreased risk of aggression and shorter stay.

Robust and durable interior products are as well important features to a healing environment since they contribute to a respectful and sustainable environment, with the bonus of improved finances for the facility.

HealSafe's products are designed, developed and manufactured in Sweden, which guarantees a swift product development, ethical working environment, security of supply, and high quality.

At HealSafe Interior we are happy to make interior design proposals and consultations as well as designing products to solve your needs. Welcome to schedule a meeting or a digital visit to our showroom in Gothenburg.

^{1, 2, 3.} References on page 35.

J-TRAC CURTAIN RAIL SYSTEM

Unique and patented self-harm and suicide resistant curtain rail system for challenging environments.

To be able to design an interior with curtains not only creates a less institutional environment, it also allows control of daylight – an important factor for autonomy. Curtains contribute with warmth, colour and improved acoustics. *(Read more about our curtains on pages 10-11.)*

Unlike ordinary curtain rails, the patented design of the J-trac curtain rail resists the attachment of a string or similar to create a ligature. The rail is specifically designed to fit very tight to the surface of the wall or ceiling, which prevents it from being detached to be used for self-harm or as a weapon.

The curtain is attached to the rail with specially designed runners which release at a maximum load of 10 kg. The runners are then very easy to clip right back to the rail and run with low friction. In addition, the simple release function allows for staff to easily remove the curtain if needed.

The curtain rail is available in three versions


- J-trac curtain rail - ceiling mounted
- J-trac curtain rail - wall mounted
- J-trac shower rail

With ordinary "slotted" rails where the runners run inside the rail (even with load release runners) there is a considerable risk of inserting an object inside the rail, for example a pencil or a tightly rolled page from a magazine with a string around it. With the J-trac design that is not possible. With J-trac there is no longer any reason to avoid curtains for safety reasons.

Tested at RISE/SP in Sweden. Recommended by by New York State Office of Mental Health.⁴

*We use the term self-harm resistant as a collective term to include suicide attempts, self-harm and violence towards staff or patients.

⁴ References on page 35.



Curtains enables own control of daylight and contributes with warmth, colour and improved acoustics

J-TRAC CURTAIN RAIL – CEILING MOUNTED

- **Durable self-harm and suicide resistant curtain rail system for challenging environments**
- **No ligature fixation to the rail, curtain runners release at an abnormal load**
- **Easy to install, extremely difficult to detach rail parts**

The self-harm and suicide resistant curtain rail has a totally unique design and holds a world-wide patent. It's developed to meet challenges in psychiatric care and similar environments to contribute to a safe and healing environment.

Solid robust aluminum rail with durable powder coated surface. The runners run with low friction.


J-TRAC CURTAIN RAIL*, CEILING MOUNTED – JT 250

** Cut to order or full length: 6100 mm*

J-TRAC END CAP CEILING, RIGHT – JT 253

J-TRAC END CAP CEILING, LEFT – JT 265

J-TRAC RUNNER, 10 PCS – JT 255



Patented runners that release when exposed to abnormal load



J-trac curtain rail ceiling mounted with unique patented profile

End cap


Runners

J-TRAC CURTAIN RAIL – WALL MOUNTED

- **Durable self-harm and suicide resistant curtain rail system for challenging environments**
- **No ligature fixation to the rail, curtain runners release at an abnormal load**
- **Easy to install, extremely difficult to detach rail parts**

The self-harm and suicide resistant curtain rail has a totally unique design and holds a world-wide patent. It's developed to meet challenges in psychiatric care and similar environments to contribute to a safe and healing environment.

Solid robust aluminum rail with durable powder coated surface. The runners run with low friction.



Specially designed runners that release when exposed to risk load



J-TRAC CURTAIN RAIL*, WALL MOUNTED – JT 251

* Cut to order or full length: 6100 mm

J-TRAC END CAP WALL, RIGHT – JT 254

J-TRAC END CAP WALL, LEFT – JT 264

J-TRAC RUNNER, 10 PCS - JT 255



J-trac curtain rail wall mounted with unique profile

Mounted with security screws

End cap



Runners

J-TRAC SHOWER RAIL

- **Based on the self-harm and suicide resistant J-trac curtain rail – ceiling mounted**
- **No ligature fixation to the rail, curtain runners release at an abnormal load**
- **Easy to install. The rail is tightly fixed to the ceiling and it is extremely difficult to detach rail parts.**

The self-harm and suicide resistant shower rail has a patented and unique design. It's developed to meet challenges in psychiatry and similar environments to contribute to a caring, safe and healing environment.

The bathroom is one of the places where the risk of suicide and self-harm is the highest.⁵

Solid robust metal rail with durable powder coated surface. The runners run with low friction.

⁵ References on page 35.


J-TRAC SHOWER RAIL, 90°, 1450 mm – JT 252

J-TRAC SHOWER RAIL, 90°, 2000 mm – JT 262

J-TRAC END CAP, RIGHT – JT 253

J-TRAC RUNNER, 10 PCS – JT 255

J-TRAC END CAP, LEFT – JT 265



Patented runners that release when exposed to abnormal load



We offer tailor-made light shower curtains in fire-resistant textile, washable at 60 degrees



The rail is bent 90 degrees in a soft radius for the shower curtain to run smoothly

CURTAINS

Being able to regulate light with the help of curtains adds a positive feature to the interior design through colour and soft materials. The fact that curtains not only contribute to a more caring environment but also have technical characteristics is perhaps not common knowledge. We have selected a collection of curtains with tailored properties such as sound absorption and light regulation which are important factors for lowering stress levels and thus creating better conditions for well-being. The collection we offer on the following pages meet the high standards for fire retardants, hygiene and sustainability.

We can offer sheer curtains that filter light, reduce outside noise, and protect patient privacy. Textiles offer the right to regulate light and views. We can also offer custom patterns or photos that can be digitally printed on the curtains.

Please feel free to consult with us before ordering curtains. We will happily help you with fabric samples and advise which curtain type suits the need of your interior design best. All curtains are permanently flame retardant and tear resistant.



DIMOUT

Blackout curtains, so-called "dim-out", are a very practical and simple way to control the flow of light. It may seem obvious, but it is not everywhere patients and clients have the possibility to control the flow of natural light or surveillance lighting.

A dark room provides better conditions for the quality of sleep. Sleep quality is a significant factor in well-being and reduced stress, which in turn can promote healing and reduced aggressiveness. In addition, Dimout has good sound-absorbing properties - sound absorption class C.

AIR

A light, airy and transparent textured woven curtain textile. Available in several mild colours that beautifully filter light and limit transparency.

ACOUSTIC

With textiles, noise levels can be reduced and create a calm and safe working environment. A smooth woven curtain textile with dimout properties and exceptionally good sound-absorbing properties - sound option class A.

SHOWER CURTAIN

The shower curtain is unique as it is washable in high temperature. In addition, a shower curtain is a flexible and economical way to prevent moisture and mold in bathrooms. But not least, it contributes to patient/user privacy.



HOOKS & BOARD WITH HOOKS

As our safest alternative, we have developed the patented anti ligature **Hook Max5 / Hook Max10** where maximum load in all directions (360 degrees) is *5 kg* and *10 kg* respectively. These hooks can therefore be placed near a door or next to a sink.

Initially, we developed **Hook Standard**, which is impact-resistant and where the maximum load in the downward vertical direction is *10 kg*.

The "normalized" design of the hooks, along with a unique material composition and specifically design details, means both safe and functional design. The hooks are designed with the purpose of adding colour and design, without any compromise in safety.


The board with hooks, which is made of water-resistant high-pressure laminate, has sloped edges with a tight fit to the wall to prevent attachment of a string or similar. The board is extremely difficult to detach. Available in several sizes.



HOOK MAX5



HOOK STANDARD



BOARD WITH HOOKS MAX10



BOARD WITH HOOKS STANDARD

HOOK Max5 & HOOK Max10

- **Releases in all directions (360°) at a maximum load of 5kg/10 kg**
- **Flexible material prevents physical injury**
- **"Normalized" design**

The patented hook with a unique choice of materials and specifically designed details, makes the hook functional while maintaining the highest possible safety.

Hook Max5 can withstand the weight of a single item of clothing or a towel, but when additional load over 5 kg is applied the hook releases by being bent. A string, strap or similar then slides off the hook which thereafter regains its shape. Since the hook releases in all directions, it can be placed near doors etc.

Hook Max10 holds the weight of a couple of items of clothing or heavier wet towels, but when additional weight over 10 kg is applied, the hook releases.

Hook Max5 and Max10 are easy to install. Tight fit to the wall prevents attachment of a string or similar between the hook and the wall.

The board with hooks, which is made of water-resistant high-pressure laminate, has sloped edges with a tight fit to the wall to prevent attachment of a string or similar. The board is extremely difficult to detach. Available in several sizes.

The core of *Hook Max5* is green to distinguish it from *Hook Max10*, having a yellow core.



HOOK Max5 – HSI160
white, W: 31,5 mm H: 55 mm D: 21,5 mm
5 pcs

HOOK Max5 – HSI161
grey, W: 31,5 mm H: 55 mm D: 21,5 mm
5 pcs

HOOK Max5 – HSI162
black, W: 31,5 mm H: 55 mm D: 21,5 mm
5 pcs

HOOK Max5 – HSI163
beige, W: 31,5 mm H: 55 mm D: 21,5 mm
5 pcs

HOOK Max5 – HSI164
magenta, W: 31,5 mm H: 55 mm D: 21,5 mm
5 pcs

HOOK Max10 – HSI180
white, W: 31,5 mm H: 55 mm D: 21,5 mm
5 pcs

HOOK Max10 – HSI181
grey, W: 31,5 mm H: 55 mm D: 21,5 mm
5 pcs

HOOK Max10 – HSI182
black, W: 31,5 mm H: 55 mm D: 21,5 mm
5 pcs

HOOK Max10 – HSI183
beige, W: 31,5 mm H: 55 mm D: 21,5 mm
5 pcs

HOOK Max10 – HSI184
magenta, W: 31,5 mm H: 55 mm D: 21,5 mm
5 pcs



BOARD Max5 – HSI169
2 hooks. W: 310 mm H: 90 mm D: 60 mm

BOARD Max5 – HSI170
3 hooks. W: 520 mm H: 90 mm D: 60 mm



BOARD Max10 – HSI189
2 hooks. W: 310 mm H: 90 mm D: 60 mm

BOARD Max10 – HSI190
3 hooks. W: 520 mm H: 90 mm D: 60 mm



HOOK STANDARD

- **Impact resistant hook with normalized design**
- **Releases at max 10 kg vertical downward load**
- **Easy to install. Tight fit to the wall**

Hook Standard is intended for environments where there is a risk for violence and where a flexible, impact resistant hook (but not hard as a metal hook) can prevent injury.

The hook can withstand the weight of several garments or towels. When a weight exceeding 10 kg is applied in downward direction, the hook bends and a string, a strap or similar then slips off the hook, which thereafter regains its shape.

Hook Standard is however primarily not intended to be used as a suicide prevention hook. For such needs, we recommend Hook Max5 or Hook Max10.

HISTORY

When the development of **Hook Standard** began in 2012, a safe hook should withstand a load of maximum 25 kg according to expert opinion. However, during this development we realized that the maximum load should be limited to 10 kg. Our original Hook Standard therefore releases at a vertical load of maximum 10 kg.

However, there is still a risk of exceeding 10 kg load if attaching a ligature around **Hook Standard** and then pull the ligature upwards over e.g. a door or a sink and then pulling the ligature vertically downwards.

Therefore, it is very important that Hook Standard is mounted correctly according to the mounting instructions. Yet, the safest way is to choose Hook Max5 / Hook Max10.




HOOK STANDARD – JT 100
white, W: 20 mm H: 65 mm D: 35 mm

HOOK STANDARD – JT 101
black, W: 20 mm H: 65 mm D: 35 mm

HOOK STANDARD – JT 102
red, W: 20 mm H: 65 mm D: 35 mm

HOOK STANDARD – JT 103
grey, W: 20 mm H: 65 mm D: 35 mm


HOOK STANDARD – JT 104
blue, W: 20 mm H: 65 mm D: 35 mm



BOARD STANDARD – JT 150
2 hooks, W: 310 mm H: 90 mm D: 60 mm



BOARD STANDARD – JT 151
3 hooks, W: 520 mm H: 90 mm D: 60 mm



The hook bends at an abnormal load and the string slides off



J-TRAC HANGER SYSTEM

Fitting a closet with safe hangers is a challenge many facilities struggle with. Some may have developed their own solutions to prevent self-harm and suicide, or simply removed the hangers and rail, removing the ability to hang clothes.

Hanging your clothes, not folding them, is a necessity for many garments to look nice and fresh, and gives a good overview of your clothes.

Hanging your clothes contributes to increased normality. Research points out the importance of being able to keep your clothes in order and hang them.⁶

We have developed a self-harm and suicide resistant rail that is to be attached under a shelf or top of a wardrobe. It is not possible to attach anything to the rail other than J-trac hangers.

Through the smart hanger disc, you can switch between *J-trac hanger – light* or *J-trac hanger, light – paper*.

The J-trac hanger is available in three models (see pages 16-18). J-trac hanger is also designed to be hung on our ligature resistant hook – an easy way to air your clothes.

J-trac hangers are sold in a pack of 5 hangers or as part of a whole system.

MODEL:	LIGHT	ROBUST
Suicide preventiv	•	•
Light weight	•	
Washable	•	•
Durable	•	•

⁶References on page 35..



J-TRAC HANGER, LIGHT

- **Self-harm and suicide resistant, releases from the rail at abnormal load**
- **Light and robust clothes hanger**
- **Hygienic**

J-trac hanger, light consists of a disc in thermoplastic polyurethane (TPU) and a replaceable clothes hanger in PUR foam. PUR foam is a unique material that is light and flexible but also extremely robust and tear resistant. Low weight reduces the risk of injury by impact.

In order for many garments to look good and keep well, it is necessary to be able to hang them. The J-trac hanger system is sized for wardrobes with a width of 600 mm or less, but can be specially ordered in longer lengths.



J-TRAC HANGER, LIGHT – HS 907
5 pcs. W: 420 mm H: 200 mm

J-TRAC HANGER SYSTEM, 5 LIGHT hangers - HS 901
5 hangers, 1 rail och 2 end caps

J-TRAC HANGER, w/o disc, LIGHT – HS 911

J-TRAC HANGER, DISC – HS 908



J-TRAC HANGER, ROBUST

- **Self-harm and suicide resistant, releases from the rail at risk load**
- **Robust and durable clothes hanger**
- **Hygienic**

J-trac hanger, robust is made of polyurethane, an extremely robust elastic material that cannot be broken.

In order for many garments to look good and keep well, it is necessary to be able to hang them.

The J-trac hanger system is sized for wardrobes with a width of 600 mm or less, but can be specially ordered in longer lengths.

Grooves that make it possible to hang several garments. Recess for hanging clothes with shoulder straps



J-TRAC HANGER, ROBUST – JT 903
5 pcs. W: 390 mm H: 170 mm

J-TRAC HANGER SYSTEM, 5 ROBUST hangers – HS 905
5 hangers, 1 rail och 2 end caps



BATHROOM PRODUCTS

Bathrooms in challenging environments are places where there is a high risk of self-harm. Due to the respect of privacy (non-observational space), and the design of the interior or itself, bathrooms are commonly designed in a way that may pose risks of self-harm. Therefore, it is specifically important to avoid ligature points in en-suite bathrooms.

Despite the high-risk environment, safe bathroom products can by their design and choice of material offer a good and easy-to-understand function that contributes to a higher level of safety. It is common in facilities that interior products are reduced to a minimum to reduce risk, which leaves a poor and non functional environment.

Together with the facility, we solve the problems and needs that arise.

A pioneering project is the test room at Nacka Psychiatric clinic where one strives purposefully to create a safe and well-designed environment (*see below*).



Bathroom mirror
page 27

BATHROOM - & SHOWER SHELF

- **Self-harm and suicide resistant shelf that releases from the wall bracket at an abnormal load**
- **Strong and durable plastic that cannot be made sharp**
- **Large radius corners for hygiene and reduced risk of injury**

The shower shelf is designed to hold the weight of a few hygiene products, but when additional force is applied it releases from the bracket. The design of the wall bracket with its bevelled edges and flexible brackets prevent creating a ligature point that holds an abnormal load. The bottom of the shelf is designed with large holes for drainage.

The shelf releases from the wall bracket at an abnormal load



Comes with 2 unbreakable glasses



BATHROOM SHELF – JT 220
incl 2 glasses, white.
W: 210 mm H: 100 mm D: 100 mm



SHOWER SHELF – JT 210
white, (Also available in black)
W: 210 mm H: 100 mm D: 100 mm

TOILET PAPER HOLDER

- *Skadepreventiv pappershållare som släpper från väggfästet vid onormal riskbelastning*
- *Mycket flexibelt material, pappershållaren kan inte brytas av eller slipas vass*
- *Mjuka hörn för minskad skaderisk*

Designed with simplicity and clarity in its form and function. The design of the wall bracket with its bevelled edges and flexible brackets prevents creating a ligature point that holds an abnormal load.

The bracket is tested to withstand over 1000 overloads, and still retains its shape and function. Designed in collaboration with Region Hovedstaden Psychiatry, Copenhagen, Denmark.



TOILET PAPER HOLDER – JT 200
W: 160 mm H: 150 mm D: 20 mm

TOILET BRUSH

- *The shaft is in a flexible material that is difficult to break. Cannot be sharpened, if broken.*
- *Looks and works like an ordinary toilet brush*
- *Including wall mounted holder and bracket*

An ordinary toilet brush can be broken and used as a sharp tool. Our design reduces the risk of self-harm or the risk of harming someone else. The flexible brush is made of a specially developed flexible plastic. The toilet brush holder is hung on a wall bracket to facilitate floor cleaning. The wall bracket is flexible and ligature resistant.



TOILET BRUSH, 5 pcs – HS 207
W: 395 mm B: 75 mm D: 90 mm

BATHROOM PRODUCTS - Light weight (LW)

- **Light weight and semi-rigid polypropylene that cannot be made sharp**
- **The products release from the wall bracket at an abnormal vertical load**
- **Rounded corners for hygiene and reduced risk of injury**

Our lightweight (LW) series consists of a range of bathroom products made of laser-cut, frosted and slightly transparent PP (polypropylene) plastic. The PP plastic is a light weight and semi-rigid material that does not become sharp, to prevent injuries. The wall bracket design resists the attachment of a string or similar.

The lightweight products have a somewhat limited life cycle. They can be washed and cleaned with detergents but should be considered as reusable safety products that with time need to be replaced.



PAPER TOWEL HOLDER, LW
- JT 703
W: 240 mm H: 220 mm D: 100 mm



PAPER TOWEL HOLDER, LW COVERED - JT 702
W: 240 mm H: 220 mm D: 100 mm



WASTE BIN, LW - JT 700
W: 250 mm H: 430 mm D: 160 mm

SANITARY BIN, LW - JT 701
W: 180 mm H: 350 mm D: 120 mm

SOAP DISPENSER & SUPPORT HANDLES

- **Self-harm resistant products for bathrooms**
- **Safe and robust**
- **Designed for easy hygiene control a minimized risk of damage**


Pull handles, grip and support rails that provide extra support.



SOAP DISPENSER - HSA101
W: 250 mm, H: 357 mm, D: 100 mm

Sloped top to reduce the risk of ligature points


2 mm holes to allow drainage but small enough to resist fastening e.g., a shoe string



SHOWER SEAT - HSA105
W: 600 mm, H: 247 mm, D: 250 mm

GRAB RAIL, RIGHT - HSA109
H: 38 mm, L: 600 mm

GRAB RAIL, LEFT - HSA110
H: 38 mm, L: 600 mm



Extra grip support, wall mounted

PULL HANDLE 450 - HSA106
H: 450 mm, W: 32 mm

PULL HANDLE 600 - HSA107
H: 600 mm, W: 32 mm

PULL HANDLE 800 - HSA108
H: 800 mm, W: 32 mm



WC ligature resistant hinged grab rail

Resists ligature attachment when locked to the wall

HINGED GRAB RAIL - HSA111
Blue



PERSONAL CARE

- **Hygiene products with safety and health in focus**
- **Designed specifically for challenging environments**
- **Products in flexible materials so that they cannot be broken and sharpened**

In many environments with high safety requirements, it is not possible for clients / patients to independently choose hygiene products because the care setting must relate to the fact that certain hygiene products may pose a safety risk, and therefore are not possible to use.

Evidence-based Design, EBD, shows that control of the physical environment lowers stress levels, which can reduce aggression and promote healing.

The toothbrushes are available in several models, all of which are safe and flexible. Transparent packaging makes it difficult to hide objects or manipulate the packaging.




TOOTHBRUSH FULL HANDLE
– HSO622
L: 160 mm, 30 pcs



DISPOSABLE TOOTHBRUSH, PRE-PASTED – HSO626
L: 70 mm, 30 pcs

TOOTHBRUSH – HSO-623
L: 70 mm, 30 pcs



All toothbrushes have soft shafts and cannot be sharpened, especially Flex

TOOTHBRUSH FLEX
– HSO624
L: 100 mm, 30 pcs




Transparent and flexible packaging

TOOTH GEL, CLEAR FLOURIDE – HSO627
transparent tube, 28 gr, 10 pcs




TOOTH PASTE FLOURIDE – HSO628
42 gr, 10 pcs



The dental floss brackets are made of very soft and flexible plastic

FLEXIBLE FLOSSER/TOOTHPICK – HSO631
100 pcs



FLEXIBLE U-FLOSSER – HSO630
100 pcs



Transparent and flexible packaging

DEODORANT – HSO629
transparent tube, 56 gr, 10 pcs



SECURE RAZOR – HSO632
30 pcs, disposable



TABLEWARE

- **Self-harm resistant tableware**
- **Made of durable and unbreakable plastic with specific material properties and design to minimize the risk of creating sharp objects**
- **Microwave and dishwasher safe**
- **Reusable products, which contributes to less environmental impact compared to disposable products**

Our tableware is designed to reduce the risk of self-harming behaviour and harm to others. Safe glasses, plates and cutlery are important for many care settings that strive for patient safety and a safe working environment for staff.

The goal is also to offer tableware with a simple and recognizable form for a "normalized" environment.

Collapsible self-harm resistant cutlery



SAFEDINE FORK BLUE – HSI 660
25 pcs

SAFEDINE KNIFE BLUE – HSI 661
25 pcs

SAFEDINE SPOON BLUE – HSI 662
25 pcs

SAFEDINE TEASPOON BLUE – HSI 663
25 pcs

SAFEDINE SPORK BLUE – HSI 664
25 pcs



SAFEDINE FORK WHITE – HSI 640
25 pcs

SAFEDINE KNIFE WHITE – J HSI 641
25 pcs

SAFEDINE SPOON WHITE – HSI 642
25 pcs

SAFEDINE TEASPOON WHITE – HSI 643
25 pcs

SAFEDINE SPORK WHITE – HSI 644
25 pcs



BASIC SAFETY FORK – HS 634
25 pcs

BASIC SAFETY KNIFE – HS 635
25 pcs

BASIC SAFETY SPOON – HS 636
25 pcs

BASIC SAFETY TEASPOON – HS 637
25 pcs

CUTLERY

Safedine cutlery is designed for environments such as prison services, psychiatric hospitals and youth homes.

The cutlery provides a sense of normality while maintaining high security and safety properties. The forks, knives and spoons are made from a flexible, yet tough plastic specifically designed to prevent self-injury and harm, such as cutting or stabbing. The soft plastic is difficult to sharpen and the characteristic shape with recesses reduces the amount of material that potentially could be sharpened.

Safedine is primarily intended for use with softer, processed foods and is likely the safest, most functional, plastic alternative for challenging environments. Withstands at least 200 dishwashing cycles.

The **Basic safety cutlery** is also made of plastic with specific material properties for reducing risks of violence and are the ones in our range that can be used as a safer alternative to a metal cutlery.

PLATES

- **Self-harm resistant plates for challenging environments**
- **Durable and unbreakable plastics**
- **Microwave and dishwasher safe**

Durable plates produced in robust and impact-resistant plastic, extremely difficult to break. The white plates are made of Lexan and extremely robust. The BIO plates have more than 80% less carbon footprint compared to similar products in conventional plastics.



SOUP PLATE WHITE – HS 606
Ø 180 mm, 25 pcs

PLATE WHITE – HS 607
Ø 180 mm, 25 pcs

DINNER PLATE WHITE – HS 605
Ø 240 mm, 25 pcs

GLASSES & MUGS

- **Extremely durable and unbreakable glasses and mugs**
- **”Normalized” table setting in challenging environments**
- **Microwave and dishwasher safe**

Durable and unbreakable glasses, mugs and water pitcher with a well recognizable shape that contributes to a normalized table setting. Made of impact resistant unbreakable plastic with specific material properties to minimize the risk of creating sharp objects. The products are dishwasher and microwave safe. *(Keep in mind that compared to ordinary glass, plastic products do develop scratches and marks over time.)*



GLASS, 28 cl - HS 615
25 pcs



GLASS CAFÉ, 25 cl - HS 616
25 pcs



GLASS CAFÉ, 40 cl - HS 614
25 pcs



COFFEE MUG - HS 618
28 cl, 25 pcs



WATER PITCHER - HS 617
1,4 liters

Note that plastic is sensitive to drastic changes in temperature and / or humidity. Dishwasher and microwave use works well, so does cleaning with mild detergents. However, we cannot guarantee the durability in relation to maximum dishwasher cycles because all machines work differently.

INTERIOR PRODUCTS

Interior products that contribute to a more functional, attractive and normalized environment without sacrificing safety. For many people with cognitive or intellectual challenges, it is important to be able to maintain a daily structure, where for example both a whiteboard and a clock provides support for daily routines.

WALL CLOCKS

- **Ligature resistant design**
- **Robust and impact resistant casing**
- **Easy-to-read displays**

Battery powered 24-hour clock with day, date, month, year and temperature. Other colours available on request.



DIGITAL SAFE CLOCK – HSI450
W: 350 mm, H: 320 mm, D: 45 mm



ANALOGUE SAFE CLOCK – HSA141
W: 500 mm

WHITEBOARD

- **The frame has sloped edges to reduce the risk of attaching a ligature**
- **Robust and durable**
- **Mounted securely to the wall with safety screws**

The whiteboard can be used to express oneself in writing or drawing and/or for schedules and notes to support the structure of daily activities. Designed for whiteboard pens.



WHITEBOARD – HS 425
W: 600 mm H: 800 mm D: 21 mm

MIRRORS

- **Scratch resistant unbreakable polycarbonate mirrors with minimal image distortion**
- **The frame has sloped edges to reduce the risk of attaching a ligature**
- **Replaceable polycarbonate mirror, if scratched**

Our mirrors are designed to look like and function as "ordinary" mirrors. The tight fit of the frame against the wall and the high-quality unbreakable mirror are key to achieve a safe, as well as an attractive interior.

Unlike glued or recessed mirrors this polycarbonate mirror can be replaced easily. The polycarbonate glass offers substantially less image distortion in comparison to polished metal or low cost acrylic mirrors. The bathroom mirror frame comes in extremely robust and water-resistant high-pressure laminate.

Frame in extremely robust high-pressure laminate (HPL), suitable for bathrooms due to the material's stability.



Frame in high quality birch plywood

MIRROR BIRCH 1200 – HS 422
W: 380 mm H: 1200 mm D: 23 mm

MIRROR BIRCH 600 – HS 420
W: 380 mm H: 600 mm D: 23 mm

Can be ordered without the hook

MIRROR BIRCH DROP – HS 421
W: 380 mm H: 450 mm D: 23 mm

BATHROOM MIRROR, WHITE – JT 410
W: 380 mm H: 600 mm D: 21 mm. Weight: 4,8 kg


SOUND ABSORBENT

- **An extremely robust sound absorbent panel, specifically designed for challenging environments**
- **The frame is made from solid birch and is designed with sloped edges to reduce the risk of attaching a ligature**
- **The surface can be printed with any image**

Reducing the noise level in care environments has a stress-reducing effect, which in turn has a positive effect² on sleep quality, which may lessen the risk of aggression.

The fire rated sound absorbent has a unique durable microperforated surface with ideal properties for hygiene requirements due to its hardness and resistance to chemicals. The holes, only 0.5 mm large, hinder dust and fluids to penetrate the board, a requirement ordinary sound absorbents cannot meet. With the sloped edges and mounted with security screws makes the sound absorbent impossible to grab and pull it off the the wall.

²References on page 35.



The surface can be printed with any image, which also contributes to a visually stimulating environment. The panels can be mounted horizontally or vertically on a wall or ceiling. Minimum order quantity: 10 pieces.

See product "Wall Art" (pages 29-31) for the collection of nature images.



SOUND ABSORBENT PRINT, WOODEN FRAME, min 10 pcs – HS 430
W: 680 mm H: 1280 mm

WALL ART

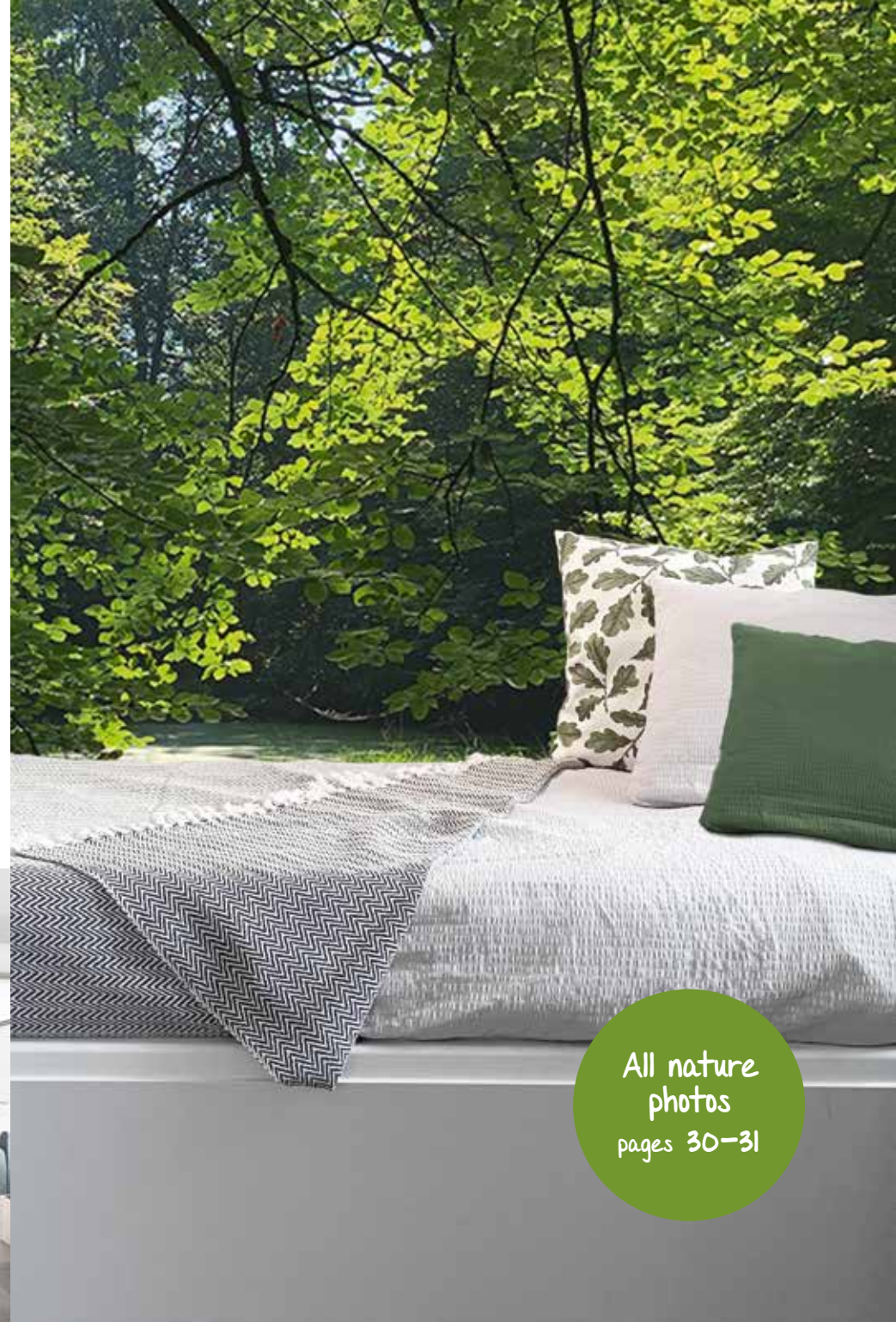
- **A range of unique nature images**
- **Contributes to a healing environment**
- **Choose between print on wallpaper, polycarbonate or sound absorbent panel**

Nature images and the view of nature have an evidence-based impact on reducing stress.¹ In collaboration with the renowned nature photographer Anita Campbell, we are happy to offer a selection of her images for healing environments, such as patient rooms, living rooms, corridors, entrances, etc. The images are printed on unbreakable polycarbonate, custom sized photo wallpaper or on our sound absorbent panels.


¹ References on page 35.



Anita Campbell is a professional photographer since 15 years. During her rehabilitation after a traffic accident, she discovered the healing power of nature. Nature photography became her passion. Previously, she had devoted herself to brain research and is an associate professor in biochemistry. Today, she combines her scientific background and photography.



All nature
photos
pages 30-31



Forest road



Glade



Beech Forest



Flower meadow




Fern



Pine



Weatear



Foliage



Calm sea



Burrrush



Wooden pier



Pink Sea



Lyme grass



Skerry

BED SIDE LAMP

- **Ligature resistant**
- **Robust and durable**
- **Dimmer switch**

A robust wall mounted dimmable reading bed side lamp with a white powder coated steel casing. Light beam angle 45° downwards and adjustable 25° sideways. The dome shape reduces the risk of injury. The bed lamp's dimmer and rotation enhances the user's sense of autonomy and offers better ergonomics.⁷

⁷References on page 35.



BEDSIDE LAMP, HALF GLOBE, DIMMABLE – HSF100
White. Diameter: 163 mm. D: 73 mm

BEDSIDE LAMP, HALF GLOBE, DIMMABLE – HSF102
Customized colour. Diameter: 163 mm. D: 73 mm

FLEXIBEL PEN

- **Soft and flexible to reduce the risk for self harm or harm to other patients or personnel**
- **The flexible pen bends when pressure is applied**
- **Good grip**

The flexible pen is especially designed for environments where safety requirements are high.

Made of transparent soft plastic.



FLEXIBLE PEN – HSI650
25 pcs. L: 100 mm

FLEXIBLE PEN – HSI651
100 pcs. L: 100 mm



MIRROR DOMES

- **Scratch resistant and unbreakable polycarbonate, minimal distortion**
- **Ensures safety**
- **Ideal for use in any areas that requires wide area surveillance**

Suitable for corridors, corners, client/day room, visitors area, or other areas that require monitoring.

The dome is inserted with impact-absorbing foam, which significantly increases the dome's impact resistance.



MIRROR DOME 90°, POLYCARBONATE – HSA132
H: 300 mm, W: 300 mm

MIRROR DOME 90°, STEEL – HSA130
H: 250 mm, W: 250 mm



MIRROR DOME 180°, POLYCARBONATE – HSA133
H: 300 mm, W: 600 mm

MIRROR DOME 180°, STEEL – HSA131
H: 250 mm, W: 500 mm

HARDWARE

- **Ligature resistant**
- **Robust**
- **Safe mounting**

Robust, strong and sustainable, high-quality enhances safety.



The arched shape of the handle with closed underlying cavities makes it impossible to attach a string or similar

DOOR HANDLE – HSK156
H: 150 mm, W: 40 mm, D: 28 mm

DOOR HANDLE, BACKPLATE – HSK155
H: 180 mm, W: 52 mm, D: 31 mm



DOOR HANDLE BUFFER – HSA145



HINGES – HSA150

Specially designed to prevent ligatures





FORENSIC PSYCHIATRY VADSTENA, SWEDEN / J-trac curtain rail system



CHILDREN'S PSYCHIATRIC HOSPITAL STOCKHOLM, SWEDEN
/ J-trac curtain rail, curtains and furnishing



REGION HOVEDSTADEN PSYCHIATRY COPENHAGEN, DENMARK
/ Shower shelf & Toilet paper holder

PRODUCT DESIGN COLLABORATION

HealSafe Interior continuously develop our product range to meet real needs. We apply a user centred design process in close dialogue with our customers, nationally and internationally.

To the right you find three examples of projects designed in close collaboration with facilities.

Also, please feel free to contact us to discuss unresolved needs, we are happy to take on new challenges. Your unique knowledge and experience of your specific care environment and our experience of interior design for challenging environments can together bring new innovative solutions that solve the unsolved problems and create a safer environment for patients and staff. We truly believe that it is possible to create a safe and healing environment without compromising respect and dignity for patients and staff.

Welcome to visit our show room in Gothenburg for a digital tour or a face-to-face meeting. We are happy to arrange samples for you and to discuss how we can meet your needs over a video meeting.

+46 (0)706 78 54 00

info@healsafeinterior.com

DISCLAIMER

HealSafe Interiör constantly strives to improve and develop products to achieve the highest possible level of safety in terms of self-harm, suicide, assault and vandalism. High security environments require the right product to solve the right problem. Proper installation according to our mounting instructions is important for maintaining the product's properties.

To our knowledge, the products we offer and describe as self-harm and suicide resistant function as we intended and shall reduce risk of injuries to patients, clients and staff. Nevertheless, HealSafe Interiör AB does not provide any guarantee that would mean that our products can prevent all kinds of self-harm, violence or suicide since each environment is unique and it is impossible to foresee all incidents that may occur. It is most important to underline that self-harm and suicide resistant products, or products that make a safer work environment, can never replace the human interpersonal factor to screen for suicide, self-harm, threats and violence against staff, vandalism or possession of objects or substances that can seriously harm the individual. It is not possible for HealSafe Interiör AB to warn the consumer of any conceivable and unknown danger in connection with the use of the products, the facilities (i.e. mental health, custodial care and similar institutions where there is risk of self-harm and suicide, or violence towards staff or patients) must use their own common sense and good judgment when using the products.



WARRANTY - Read more

RECOMMENDED READING

The Center for Health Design, <https://www.healthdesign.org>

Healing Spaces

Esther M Sternberg (2010)

REFERENCES

- ¹ **View through a window may influence recovery from surgery.**
Ulrich, R. S. (1984). Science, new series, 224(4647), 420-421. Nanda et.al, 2009. Neuroesthetics and Healthcare Design. HERD vol. 2 WINTER 2009.
- ² **Psychiatric ward design can reduce aggressive behavior.**
Ulrich, R., Bogren, L., Gardiner, S. et al (2018) Journal of Environmental Psychology, 57: 53-66
- ³ **The Environmental Psychology of Prisons and Jails: Creating Humane Spaces in Secure Settings.**
Wener, R. E. (2012). Cambridge: Cambridge University Press.
- ⁴ **Patient Safety Standards, Materials and Systems Guidelines**
New York State Office of Mental Health./ https://omh.ny.gov/omhweb/patient_safety_standards/guide.pdf
- ⁵ **Selfmord i norske fengsler: del 1 Suicidologi, 5(1).**
Hammerlin, Y. (2000). / <https://brage.bibsys.no/xmlui/bitstream/handle/11250/160403/selvford%20del2.pdf?sequence=1>
- ⁶ **The meanings of place and space in forensic psychiatric care - A qualitative study reflecting patients' point of view.**
Olausson, S, Danielson, E, Berglund Johansson, I & Wijk, H. (2018). International Journal of Mental Health Nursing, 2018. / <https://doi.org/https://doi.org/10.1111/inm.12557>
- ⁷ **"It's important to not lose myself", Beds, Carceral Design and Women's Everyday Lift within Prison Cells.**
James, F. (2018) In Fransson, E., Giofrè, F & Johnsen, B (Eds.), Prison Architecture and Humans. Postboks 1900, 0055 Oslo, Norway: Nordic Open Access Scholarly Publishing (NOASP), Cappelen Damm Akademisk.





www.healsafeinterior.com

 **healsafe**
INTERIOR

Healsafe Interiör AB | Skeppsbron 4 | SE- 411 21 Göteborg | info@healsafeinterior.com